



PERFORCE

JANUARY 2023

Hansoft Features

Introduction

Companies around the globe use Hansoft — an enterprise Agile tool — to plan, track, and manage large software development projects on tight timelines.

Download from www.perforce.com

Contents

- Lead By Combining Planning Practices 3
 - Flexible views for every planning situation 3
 - Agile / SCRUM 4
 - Plan-Driven / Gantt..... 5
 - Lean / Kanban..... 6
- Unrivaled Scale..... 7
 - Many Teams..... 7
 - Distributed Teams..... 8
 - Program and Portfolio 8
 - Quality Assurance and Issue Tracking 9
- Visibility.....10
 - Reporting10
 - Dashboards11
- The Base12
 - Performance12
 - Security.....12
 - Flexibility12
- Enterprise Ready.....13
 - Control Your Deployment13
 - SDK Package13

Lead By Combining Planning Practices

Combine SCRUM, Gantt, and Kanban to allow each product team to plan the way that works best for them.

Hansoft improves quality and shortens time to market.

GET FLEXIBLE VIEWS FOR EVERY PLANNING SITUATION

PROJECTS

Access unlimited number of projects for products, departments, value streams, programs, and/or portfolios.

- **Product Backlog:** Break down goals to manageable and valuable deliverables.
- **Planning View:** See your projects' timelines.
- **Quality Assurance (QA):** Manage issues and bugs side-by-side with the rest of your plan.

MULTI METHOD PLANNING

View sprints, Gantt schedules, and Kanban boards side-by-side in the same planning view.

DRAG AND DROP

Move issues from the Product Backlog to Agile, Gantt or Kanban-based planning views.

COLLABORATE

Project members can update their work in real-time.

TO-DO LIST / BOARD

Get a prioritized view for each team member so they always know what to work on next. They can pick a list or board view based on their preference.

FLEXIBLE RELEASE / MILESTONE TAGGING

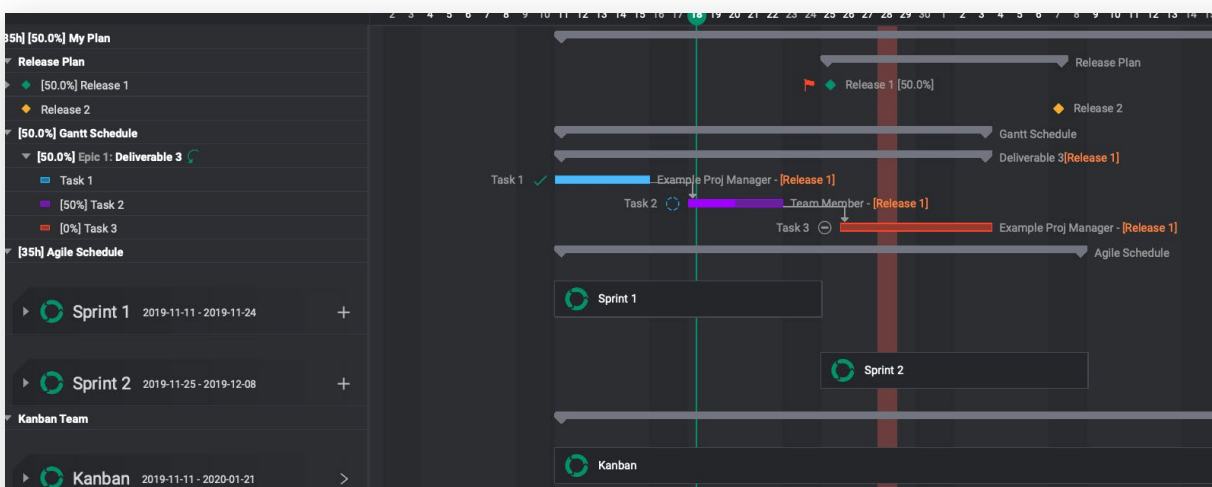
Tag sprint backlog items, Gantt items, and Kanban board items to the same release(s).

AUTOMATIC AGGREGATION

Update all relevant columns automatically across the views.

HELIX CORE INTEGRATION

Manage projects side-by-side with Helix Core to boost your team's productivity.



AGILE / SCRUM

SPRINTS

Define start and stop dates and see them on the timeline view.

SPRINT BACKLOGS

Work can be pulled from a product backlog, QA section, or created directly within the sprint.

BREAKDOWN USER STORIES

Create as many levels of tasks as needed – there is no limit.



BREAK DOWN FURTHER IN PLANNING

Keep your backlog on a user story level but continue breaking down work in the planning view. All relevant information aggregates back to the product backlog.

RELEASES

Tag all sprint work or individual items to one or multiple releases with automatic inheritance.

VISUALIZE SPRINT ITEMS SIDE-BY-SIDE WITH GANTT

Unique capability to highlight tasks at risks in the timeline, for example side-by-side with a high-level Gantt schedule.

BURNDOWN CHART

See your project breakdown directly in the sprint.

You get:

- In-depth metrics to understand when work was added, removed, and worked on during retrospectives.
- An ideal burndown line.
- Points/ideal days burndown with the work remaining burndown in same chart.
- Automatic forecasting based on past velocity.
- Custom burndown charts in dashboards.

STORY ESTIMATION

Breakdown your project using nearly any custom estimation technique by using custom columns.

SPRINT ALLOCATIONS

Check your capacity in a sprint using project calendar and individual sprint allocations.

QUICK SETUP

Sprint schedules can quickly be created based on default settings and inheritance from earlier sprint.

USER STORIES

Flag an item to be a user story or enter a user story (using a template if you like).

EPICS

Flag an item as an epic to give it priority and find it quickly.

PLAN-DRIVEN / GANTT

GANTT SCHEDULING MODE

Add scheduled tasks, milestones, and sub-projects.

CONNECT TASKS

Automatically arrange and link tasks.

EXPORT TIMELINE

Get a high-resolution PDF that you can annotate and send to customers.

COMMIT FROM ESTIMATED PRODUCT BACKLOG

Ideal estimated days are automatically converted to task schedule days when a scheduled task is created from the backlog.

HARD DEPENDENCIES

Create various dependencies between scheduled tasks or other items, like sprints and releases.

VISUALIZE CRITICAL PATH

View the most important things in your timeline.

PLAN EFFICIENTLY

Edit your schedule either directly in the plan, or by editing column values. You can move multiple items at once and batch update attributes.

COMPRESS SCHEDULE

Automatically optimise your plan where it is possible, while still considering dependencies.

CUSTOMIZE TASKS

Change colours of scheduled tasks.

REPORTS

Compile extensive reports. For example, quickly find overdue tasks that are at risk, as well as defining more complex queries.

MANAGE VACATIONS

See who is available with out of office status in scheduled tasks.

MILESTONES

Tag scheduled tasks to one or several milestones and add hard dependencies.

PIPELINE EDITOR

Quickly change your process and automatically generate tasks based on the process.

ADVANCED PIPELINES

Refer one pipeline within another to create complex workflows.

IMPORT FROM MICROSOFT PROJECT

Import XML from MS Project to seamlessly migrate the Gantt schedule to Hansoft.

IMPORT FROM MICROSOFT EXCEL

Automatically match the column names in your spreadsheets with column names in Hansoft when you import from Excel.

You have the option to automatically update existing items when importing from Excel.

LEAN / KANBAN

QUICK FILTERS

Click on a user's name to see only their tasks.

BOARD VIEW

Visual board to update state of items.

ZOOM

Go in and out on the board; the level of detail will update automatically.

VISUALIZE LINKS

See how cards on the board relate. And create Program Boards and understand how the items relate to each other.

CORRESPONDING CARDS

Each card corresponds to a task in the other views. Update it once and it will update everywhere. You also can:

- Attach images to the board tasks and they will show up on the card.
- Set a colour on each card.
- See who is assigned a card with Avatars.

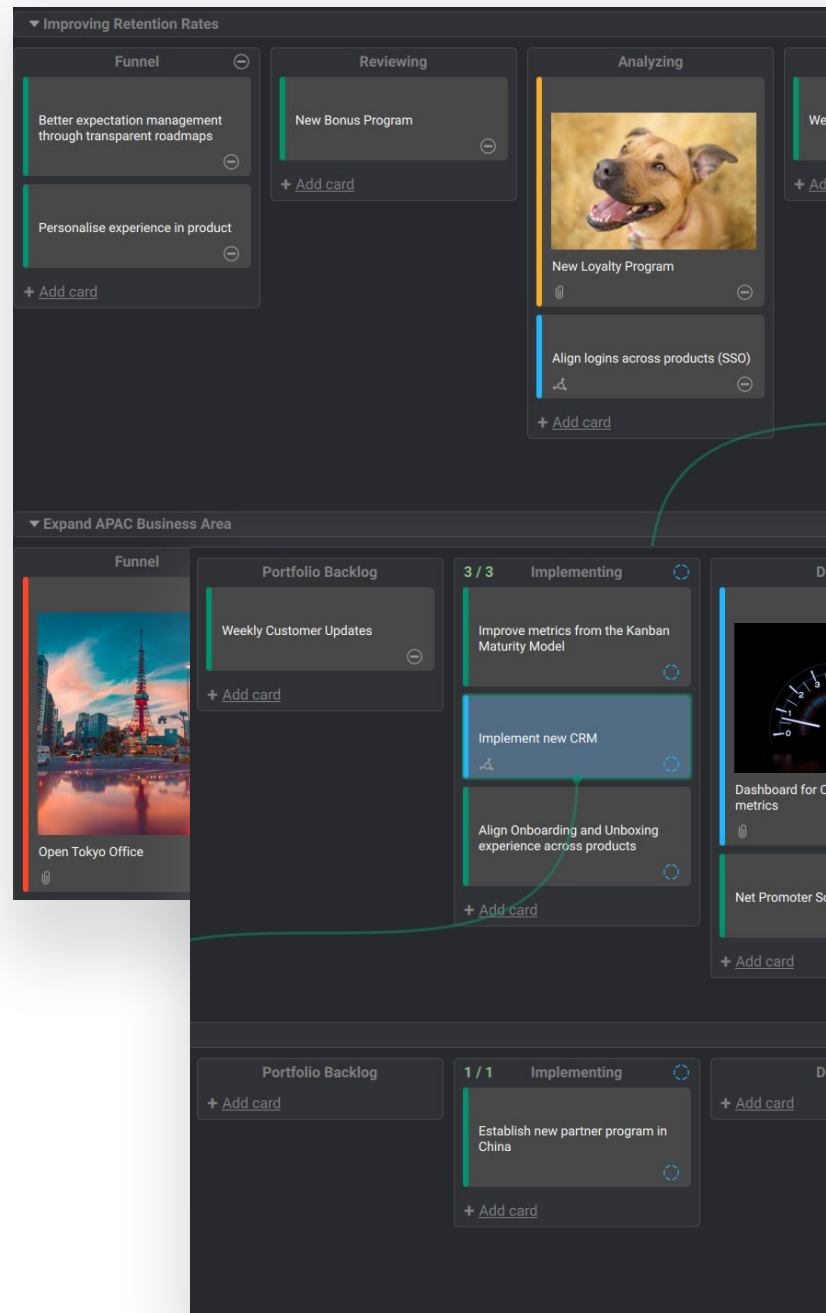
CREATE COLUMNS

Create columns on the fly to quickly map out your way of working.

- **WIP Limits:** Set work in process limits.
- **Map Columns to Statues:** Link board columns to item statuses to allow flexible workflows that still aggregates correctly to create a complete overview.

LANES

Create custom lanes that can contain different sets of columns.



Unrivaled Scale

From portfolios, to programs, to teams — Hansoft lets you see the big picture. You can drill down into real-time updates from teams and individuals. Whether you are using SAFe or custom methods, Hansoft supports your way of working. And it ensures alignment between company strategy and work.

MANY TEAMS

USER GROUPS

Easily organize users by skills, roles, sites, and projects. A user can belong to many groups.

CONTROL ACCESS

Each project can have an unlimited number of teams and users.

DELEGATION

Empower your teams by assigning any section of planning or backlog to specific teams.

FIELD-LEVEL PERMISSIONS

Control what users or groups have the right to see or edit the fields when needed.

USER VIEWS

Save view settings to quickly change context (columns, item visibility etc.).

SHARE VIEWS

Propagate user views to many users at one time.

PROJECT-SPECIFIC GROUPS

If a group of users is only relevant in one project, they can be managed locally by the project manager.

SHARE PIPELINES AND WORKFLOWS

You can share these across teams.

LINKED ITEMS

Create links between items across projects to manage dependencies.

GHOST USERS

Plan future resources and assign them to users first when they start working on the project. This is useful before a hiring decision.

TIME REPORTING

Integrated time reporting module.

PORTFOLIO ALLOCATION

Shows capacity for users and user groups across projects to give a complete picture of capacity.

Item name	Status	Points
▼ Product Backlog	In progress	29 / 32 points (Original: 0)
▼ Product 1 <i>Delegated to: Product Owners</i>	In progress	29 / 32 points (Original: 0)
▼ Team Blue's Backlog <i>Delegated to: Team Blue</i>	In progress	3 / 6 points (Original: 0)
User Story 1	✓ Completed	3 points
User Story 2	⊖ Not done	2 points
User Story 3	⊖ Not done	1 point
▼ Team Yellow's Backlog <i>Delegated to: Team Yellow</i>	In progress	26 / 26 points (Original: 0)
User Story 4	In progress	5 points
User Story 5	⊖ Not done	8 points

DISTRIBUTED TEAMS

FAST FOR REMOTE USERS

Hansoft is optimised to be extremely fast, even when the user is far away from the server.

LIVE CONNECTION

All information is kept up to date in real time.

LOCALISED

Support for Japanese and Mainland Chinese languages.

FULL CHAT SYSTEM

Get instant communication with individual team members or groups.

LIVE NEWSFEED

Keep everyone in the loop.

NOTIFICATIONS

Users get notified via e-mail when relevant work is updated. @mention users in comments for specific notifications.

LIMITED VISIBILITY

Secure your project when outsourced partners and clients are involved.

CALENDARS

Most country calendars are available out-of-the-box, which automatically affects users, availability and allocations.

WATCH + AUTO-WATCH

Individually choose to automatically be added as a watcher when you create or comment on items, or if someone else assigns an item to you. Receive aggregated e-mail notifications of changes to items you are watching.

PROGRAM AND PORTFOLIO

STRUCTURE LARGE BACKLOGS

Branching backlogs into unlimited number of levels.

PORTFOLIO REPORTS

Show items from different projects side-by-side.

LINK ITEMS

Connect portfolio and program backlogs.

Item name	Epic type	Strategic Theme
▼ Portfolio Backlog Default workflow: Epic State		
Install LDAP for all systems	Architectural Enabler	Single Platform
Standardized API for all products	Architectural Enabler	Single Platform
Support Ipv6	Infrastructure Enabler	Digitization
Seamless integration with products from newly acquired company	Business Epic	Innovation
Implement SAFe Framework	Exploration Enabler	Innovation

QUALITY ASSURANCE AND ISSUE TRACKING

ISSUE TRACKER

Within each project, you can track and plan quality issues.

CUSTOMIZE WORKFLOWS AND FIELDS

Map bug statuses, transitions, flows, and properties in a fast and easy way.

COMMIT BUGS TO SPRINTS

Prioritize bugs side-by-side with new features. Assign work directly to team members.

LINK BUGS/ISSUES

Connect bugs and issues to tasks, items, requirements, test cases, and milestones.

BATCH UPDATES

Work with multiple defects at the same time.

ADJUST TERMINOLOGY

In the Quality Assurance manage risks, change requests, or other types of items in your context. Bug Workflows

Bugs always follow a workflow with several control mechanisms. Multiple workflows can be used.

ACCESS

Assign detailed access and restriction rights on who can edit each attribute.

QA ACCOUNTS

Allow all of your testers to use Hansoft with limited functionality to make it easy to add and update bugs.

IMPORTS

Support for Helix ALM XML.

ATTACH SCREENSHOTS AND DOCUMENTS

Take screenshots directly from the clipboard, edit them in Hansoft, and attach it to bugs directly.

TO DO LIST

2

DASHBOARDS

LARGE GAME


▼

ADMIN

Product backlog

Quality assurance

Planning





 New bug

▼ Show

▼ More

My Reports:

Find by keywords

ID	Description	Severity ↑	Assigned to
5	Game habitually freezing while saving game 	 Severity A	Johan
3	When you drive your car into a swing set you'll be slingshotted high into the heavens	 Severity B	Anders
4	Duplicate item glitch	 Severity C	Jessica

Visibility

Hansoft empowers everyone, regardless of hierarchy, to track metrics and make better decisions. Instantly create, manipulate, and share graphs to gain knowledge and spread insights.

REPORTING

REPORT EDITOR

This makes reports easy to use and is accessible to everyone.

No need to understand SQL or other complex filter languages.

STRUCTURE REPORTS

Use folders and keep them available in your toolbar.

SHARE REPORTS

Send reports to users and user groups.

SORT AND GROUP IN REPORT







Select which columns should be visible, and apply custom sorting when report is active.

EXPORT

Save results as Hansoft XML, Excel spreadsheet, or CSV.

ADVANCED CRITERIA

Support more advanced query needs.

▼ My Report	⊕ New backlog item	⌵ Break down	▼ Show	▼ More	My Reports:  My Report
	Item name				Estimated days
▼ Team A					
▼ In progress					
	Player Mechanics Team: Jump  				2.0d
	1 item				2.0d
▼ Not done					
	Player Mechanics Team: Third person view from my character  				13.0d
	Player Mechanics Team: Sprint short distances 				2.0d

DASHBOARDS

CREATE AND SHARE DASHBOARDS

Use web or native client to share in real-time.

CHART WIZARD

Right-click on any container in planning or backlog to create a chart for the items within that container.

CHART FEATURES

Quickly create charts on the fly, and add any dimension or measure available. Bar charts, pie charts, line charts, XY charts, traffic lights, and text lists.

ITEM VIEWS

Drill down into project details.

FILTER CHARTS

Use on projects or reports.

SHARE DASHBOARD PAGES

Collaborate using your dashboard.

VIEW YOUR HISTORY

Track trends over time.

CUSTOMISE DASHBOARDS

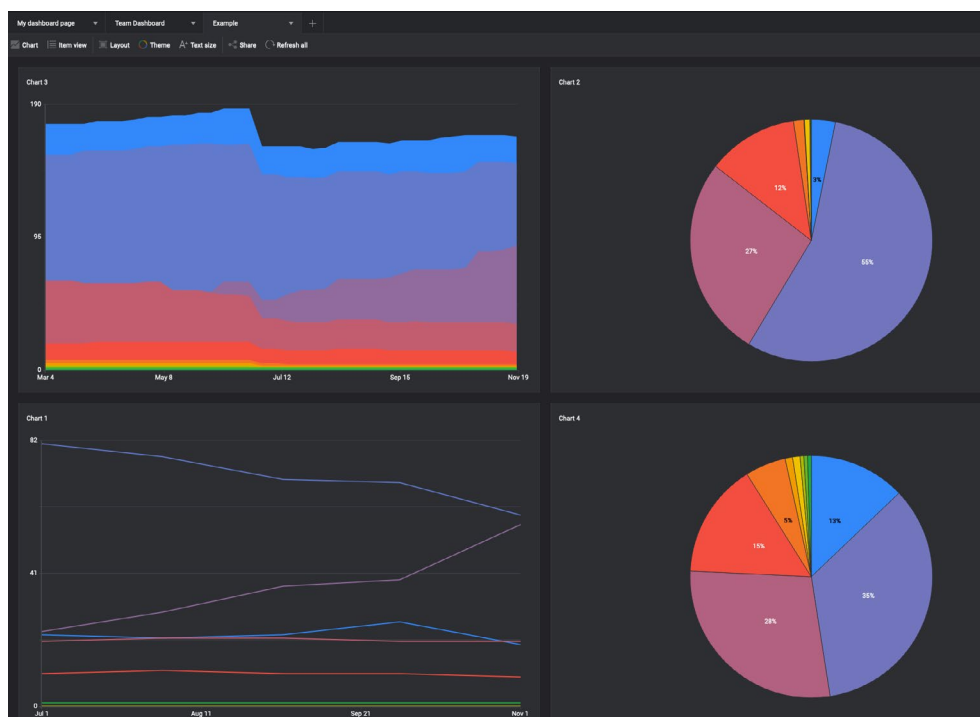
Use various colouring options on your dashboard. You can also change layout and text size on each page to what suits context.

EXPORT

Dashboards can be exported to clipboard, PDF, png, or Excel spreadsheet.

DASHBOARD TEMPLATES

Start from one of the readymade templates, or load one of your own.



The Base

PERFORMANCE

- ✓ Purpose-built in-memory database technology.
- ✓ Available natively on Windows, OS X, and Linux.
- ✓ Lazy loading of data for maximum speed.
- ✓ Web client with the to-do list and the dashboard features to update and view progress on the go.
- ✓ 10x-1000x times faster than many comparable tools.

SECURITY

- ✓ Top grade security with support for X.509 certificates, and AES-256 encryption.
- ✓ Different user roles to control data access.
- ✓ Data can be isolated between servers, databases, and projects.
- ✓ Helix Authentication Service (Perforce).
- ✓ The server and clients do not require Internet access. The system can be used in a completely secure network (communication between client and server must be possible).
- ✓ Save history for deleted users.
- ✓ Detailed change history available for every item.

FLEXIBILITY

- ✓ Customizable columns directly in GUI.
- ✓ Default values and advanced inheritance to automate setting values in columns.
- ✓ Easily batch updates of items.
- ✓ Drag and drop functionality.
- ✓ Endless scrolling with no need to switch between pages.
- ✓ Export from planning, backlog, and QA to Hansoft XML, Excel, or CSV.
- ✓ Find functions to support complex queries.
- ✓ Keyboard shortcuts are available for all common functions.
- ✓ Customize terminology with provided templates.
- ✓ Archive sections of the backlog and projects to hide them for a current view.
- ✓ Hyperlink integration connects tasks to assets in web-based systems.
- ✓ Comment with rich text and images for quick feedback.
- ✓ Customise Hansoft:
 - Light or dark theme.
 - Date formats.
 - Column visibility.

Enterprise Ready

CONTROL YOUR DEPLOYMENT

Deployment Options: You can deploy on-premise, in your preferred cloud provider, or have us host the server for you.

Lightweight System Requirements: Hansoft does not require any other software outside of the operating system (Linux, MacOS or Windows).

In-memory Database Technology: Hansoft has no dependencies to other software.

Built-in Backup System: You can secure your history and get extensive configuration options.

Easy Upgrades: Select when to upgrade Hansoft. Once the server is upgraded, the new version will automatically propagate out to all the clients/users.

Multiple Databases: Each server can have multiple databases. You can control data isolation when needed — due to security concerns, for example — without adding any server overhead.

Import / Export / Move Databases: You can easily move databases between Hansoft servers.

Hansoft Server Administrator Tool: Get easy access to all server administration tasks.

API & SDK PACKAGE

Access to an extra license key for development and sandbox environment.

Software Development Kit:

- Build custom server and client plugins.
- Use .NET languages such as C#, Java or C++ as well as C and JavaScript.

Hansoft API:

- The Hansoft API is used to interact with the Hansoft Server remotely, for example, to automate admin tasks. The Hansoft API provides the GraphQL API service for common features, like adding/removing users, groups and projects.

Readymade integrations:

- LDAP
- Helix Core (Perforce)
- Git
- JIRA
- Slack
- Helix Authentication Services (HAS)